



Spin Dryers Vegetable Washer & Spin Dryer, 2/6 Kg

ITEM # _____

MODEL # _____

NAME # _____

SIS # _____

AIA # _____



601524 (DLVA100B)

Food washer and dryer -
load 2/6 kg - washing
phase 60 rpm, drying
phase 270 rpm

Short Form Specification

Item No. _____

Combi machine to wash and dry in a unique compact footprint. Constructed in 304 AISI stainless steel, it provides 3 automatic washing cycles with or without sanitation, manual draining and manual spinning. The washing effect is obtained by combining basket rotation and water turbulence generated by a two speeds pump. Equipped with a 500 ml frontal tank, to be filled with the sanitising product, automatically introduced via peristaltic pump during the washing. Flat and waterproof (IPX5) touch button control panel. Lid safety micro switch prevents operation when the lid is open during use. Self braking motor is stopping the basket rotation immediately. Very efficient and easy to clean filter system. Rounded corners of the well facilitate cleaning operations.

Supplied with 304 AISI stainless steel basket with small squared holes (5x5 mm).

Load per cycle: 2-3 kg (light vegetables); 6 kg (heavy vegetables). Washing speed: 60 rpm - Spin drying speed: 270 rpm.

Main Features

- Three automatic washing cycles (with or without sanitation), manual draining and manual spinning.
- Lid microswitch prevents the machine from operating with the lid open.
- Electromagnetic device stops the machine if lid is lifted during operation.
- Easy to clean, efficient filter system.
- Load per cycle: 2-3 kg (light vegetables); 6 kg (heavy vegetables).
- Two turbulence levels (soft for light vegetables, and strong for heavy vegetables).
- Immersion wash or spray wash (tub filled at low level).
- Drain through solenoid valve.
- Peristaltic dispenser to add sanitizing during immersion wash.
- Supplied with:
 - 304 stainless steel basket with small square roundish holes (5x5 mm) - 921014.
- 500 ml tank placed in front of the machine to be filled with the sanitizing product.
- Self-braking motor to stop the basket rotation as soon as the cover is lifted (magnetic micro).

Construction

- Bearing frame, external panelling, lid and extractable basket in 304 AISI stainless steel.
- Basket support in corrosion resistant aluminum.
- Spin rotation speed of 270 rpm.
- Two speeds pump for immersion wash and spray wash.

Included Accessories

- 1 of Basket with square holes (5x5 mm) for vegetable washer PNC 921014

Optional Accessories

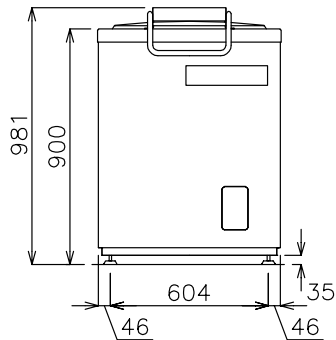
- Basket with square holes (5x5 mm) for vegetable washer PNC 921014 □

APPROVAL: _____

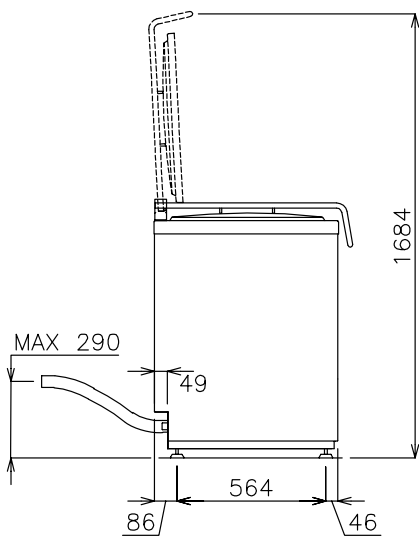


Spin Dryers Vegetable Washer & Spin Dryer, 2/6 Kg

Front

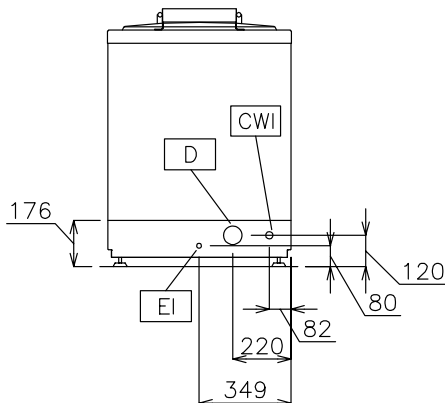


Side



- CWI** = Cold Water inlet 1 (cleaning)
- D** = Drain
- EI** = Electrical inlet (power)

Top



Electric

Supply voltage:

601524 (DLVA100B) 230 V/1N ph/50 Hz

Total Watts:

0.9 kW

Key Information:

Well Capacity:

30 lt

Usable well capacity:

30 lt

Load per cycle - light vegetables:

2-3

Load per cycle - heavy vegetables:

6

Rotation Speed:

270 RPM

External dimensions, Width:

700 mm

External dimensions, Depth:

700 mm

External dimensions, Height:

1000 mm

Shipping weight:

117 kg



Spin Dryers
Vegetable Washer & Spin Dryer, 2/6 Kg
The company reserves the right to make modifications to the products
without prior notice. All information correct at time of printing.

2024.05.07